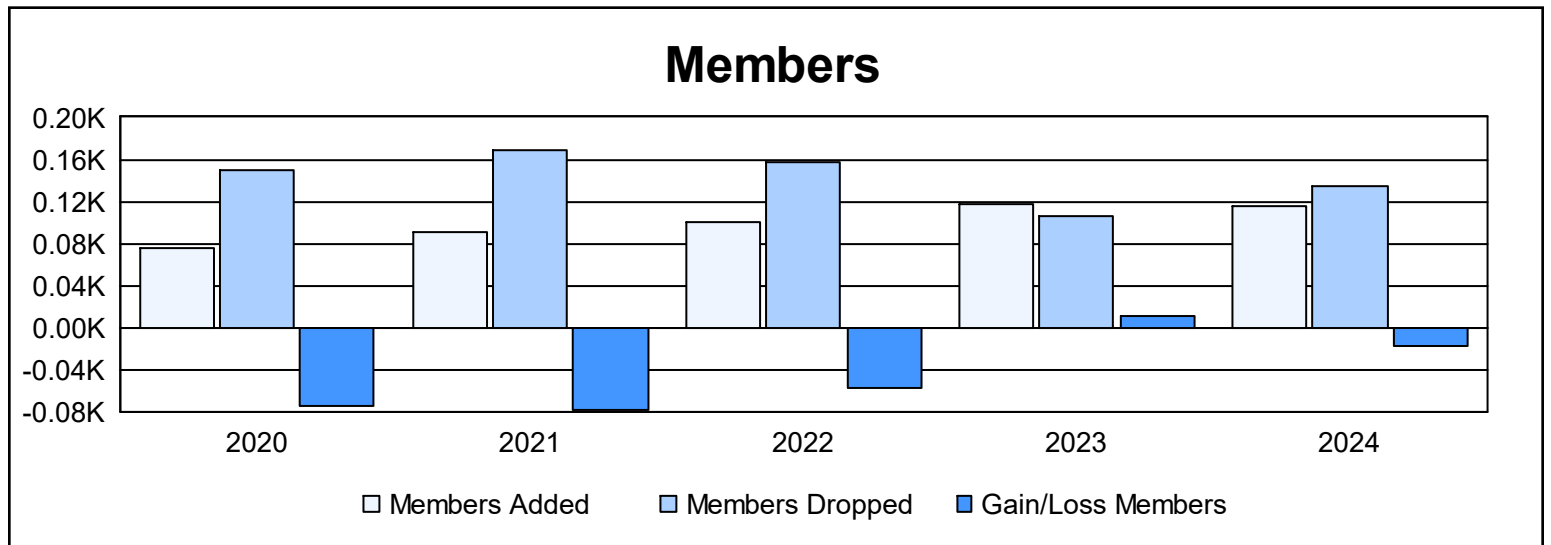
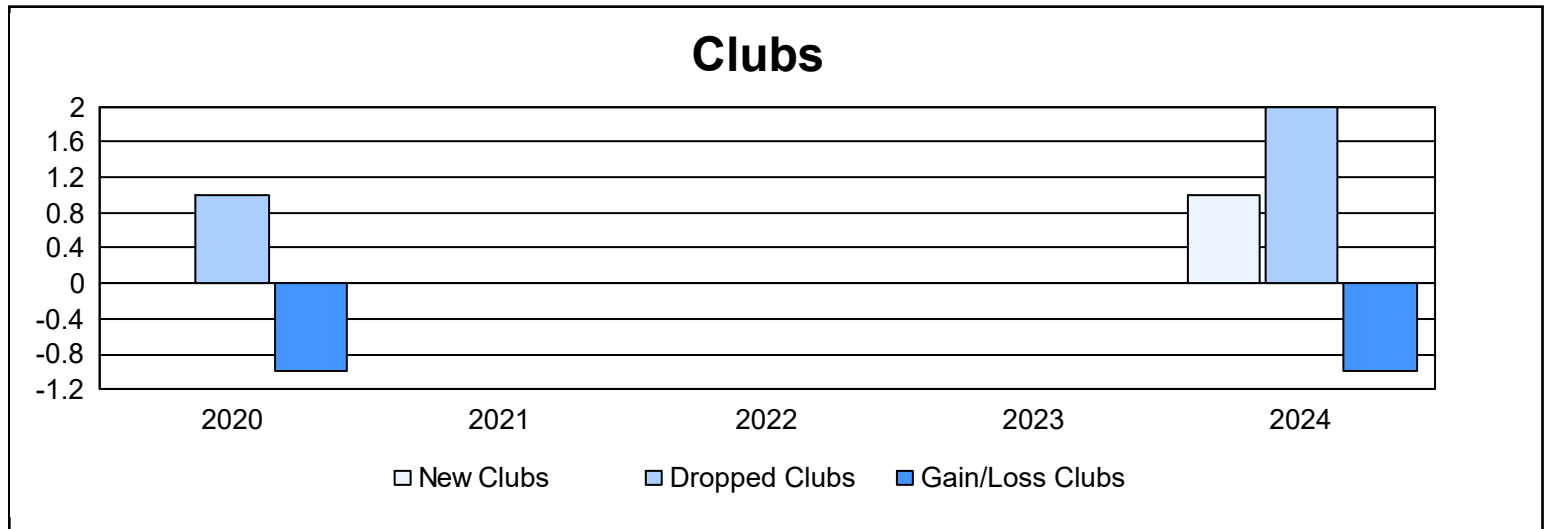
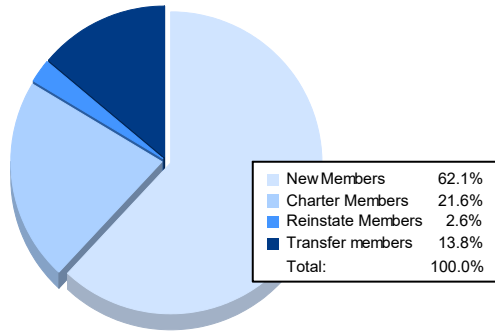


Year	New Clubs	Dropped Clubs	Gain/ Loss Clubs	New Members	Charter Members	Reinstate Members	Transfer Members	Total Member Added	Total Members Dropped	Gain/ Loss Members
2019-2020	0	1	-1	69	1	3	3	76	150	-74
2020-2021	0	0	0	74	0	6	10	90	168	-78
2021-2022	0	0	0	91	0	4	5	100	158	-58
2022-2023	0	0	0	94	0	4	19	117	106	11
2023-2024	1	2	-1	72	25	3	16	116	134	-18
<b>Average</b>	<b>0</b>	<b>1</b>	<b>0</b>	<b>80</b>	<b>5</b>	<b>4</b>	<b>11</b>	<b>100</b>	<b>143</b>	<b>-43</b>



### Membership Composition June 2024 Cumulative



### Gender Composition June 2024 Cumulative

